



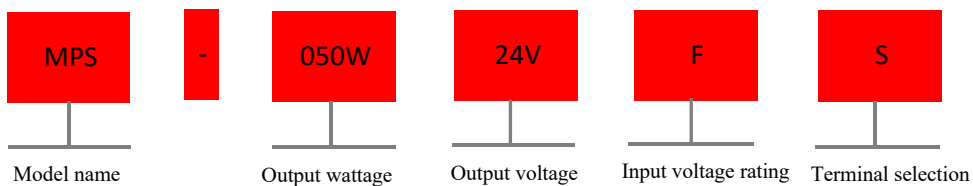
▲ Features

- Superior performance with small ripple
- 100% full load burn-in test
- Protections: short circuit/overload/over voltage
- LED indicator for power on
- Optional rail mounting bracket can be installed on DIN rail TS35
- Instant overload capability is 120-180%
- Cooling by free air convection
- Seismic protection
- “Three pivot points” M4 large caliber installation
- “Three proof” treatment, suitable for severe environment
- Terminal with protective cover
- All aluminum case
- Surge protection
- 3 years warranty

▲ Applications

- Industrial automation control system
- Intelligent control system
- Electronic instruments and devices
- LED control
- Household appliances

▲ Model Encoding



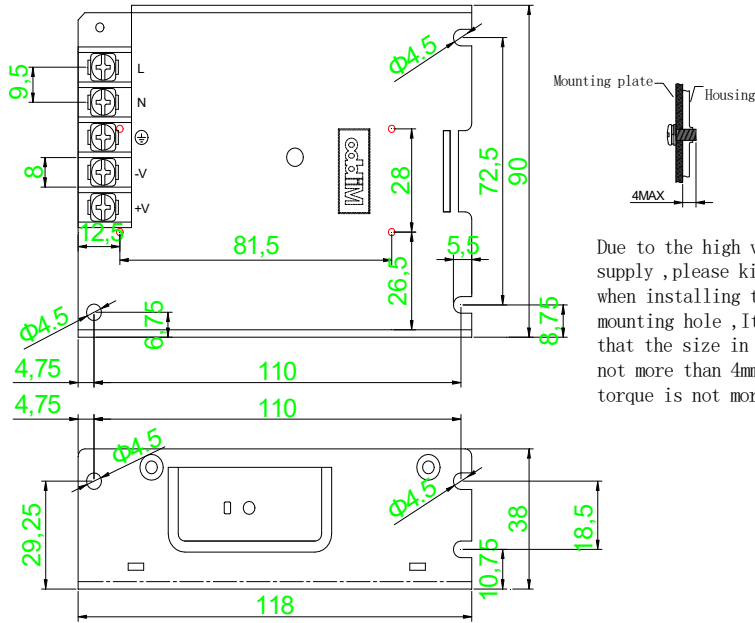


Specification

Input						
Voltage range	85-264VAC 120-370VDC					
AC current	1.1A/115VAC 0.65A/230VAC					
Frequency range	47-63Hz					
Inrush current (max)	22A/115VAC 44A/230VAC					
Output						
DC voltage (V)	3.3V	5V	12V	15V	24V	48V
Efficiency	78%	80%	83%	84%	86%	86%
Voltage ADJ.range	±10%					
Rated Current(A)	10A	10A	4.2A	3.4A	2.1A	1.1A
Rated power(W)	33W	50W	50.4W	51W	50.4W	52.8W
Ripple & noise(max) Note.2	70mVp-p	70mVp-p	110mVp-p	110mVp-p	110mVp-p	180mVp-p
Voltage tolerange Note.3	±2%	±2%	±1%	±1%	±1%	±1%
Line regulation Note.4	±0.5%					
Load regulation Note.5	±1%	±1%	±0.5%	±0.5%	±0.5%	±0.5%
Setup, rise time	500ms 30ms/230VAC 1200ms 30ms/115VAC(at full load)					
Hold up time	50ms/230VAC 10ms/115VAC(at full load)					
Status indicator	Green LED					
Protection						
Overload	120%-180% rated output power Protection type: Hiccup mode, recovers automatically after fault condition is removed					
Over voltage(V)	3.7-4.2V	5.6-6.8V	13.8-16.2V	18-21V	27.6-32.4V	57.6-67.2V
	Protection type: Hiccup mode, recovers automatically after fault condition is removed					
Three proof treatment	Suitable for high dust, condensation occasions					
Safety and EMC						
Withstand voltage	I/P-O/P:3KVAC I/P-FG:1.5KVAC O/P-FG:0.5KVAC					
Isolation resistance	I/P-O/P,I/P-FG,O/P-FG:100M Ohms/500VDC/25°C/70% RH					
Safety standards Note.6	Design refer to EN IEC 62368-1、GB4943.1					
EMC emission	Parameter	Standard			Test Level	
	Conducted	EN 55032			Class A	
	Radiated	EN 55032			Class A	
	Voltage Flicker	EN 61000-3-3			Design refer to Class A	
	Harmonic Current	EN IEC 61000-3-2			Design refer to Class A	
EMC immunity	Parameter	Standard			Test Level	
	ESD	EN 61000-4-2			Level 3 8KV air;Level 2 4KV contact	
	Radiated Susceptibility	EN 61000-4-3			Level 2 3V/m	
	EFT/Burest	EN 61000-4-4			Level 3 2KV	
	Surge	EN 61000-4-5			Level 3 2KV/Line-Line;Level3 4kV/Line-Line-FG	
	Conducted	EN 61000-4-6			Level 2 3V	
	Magnetic Field	EN 61000-4-8			Level 2 3A/m	
	Voltage Dips and interruptions	EN 61000-4-11			< 5% residual voltage for 0.5 cycles ,70% residual voltage for 25 cycles , < 5% residual voltage for 250 cycles:	
Environmental						
Working temperature	- 25~+60°C(Refer to "Derating curve ")					
Storage temperature	- 40~+85°C					
Storage humidity	10-95% RH					
Vibration	Component:10-500Hz,2G 10 min/1cycle 60 min each along X,Y,Z axes					

Others		
Mean time between failure	≥370K hrs,MIL-HDBK-217F(25℃)	
Installation	Plate screws fixed, or optional accessories can be TS35 guide rail installation	
Protection class	IP20	
Weight	About 0.29Kg	
Length*width*height	118*90*38mm	
Data	Details	Model name
	MPS 33.0W 10.0A/3.3V	MPS-050W03VFS
	MPS 50.0W 10.0A/05V	MPS-050W05VFS
	MPS 50.4W 4.2A/12V	MPS-050W12VFS
	MPS 51.0W 3.4A/15V	MPS-050W15VFS
	MPS 50.4W 2.1A/24V	MPS-050W24VFS
	MPS 52.8W 1.1A/48V	MPS-050W48VFS
Attachment	Details	Model name
Rail pin	TS35 installation accessories	MPS-F050B

Installation Instruction

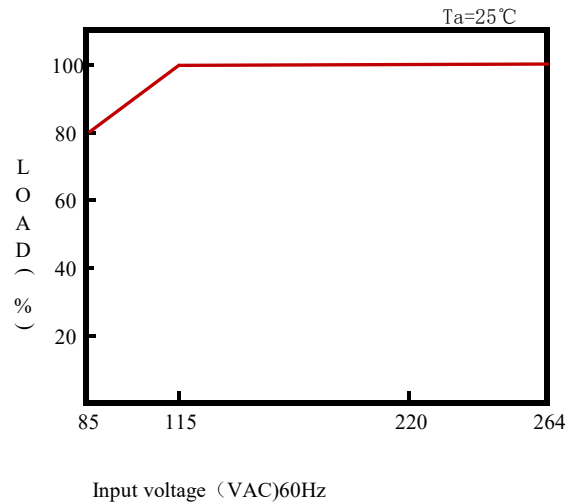
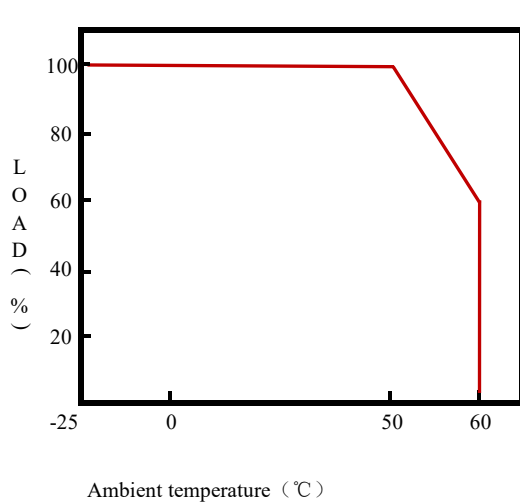


Due to the high voltage inside the power supply, please kindly ensure the safety when installing the screws in the red mounting hole, It is necessary to ensure that the size in the drawing above is not more than 4mm, and the installation torque is not more than 1.2N.m

Installation instructions

Terminal Spec	U Type of the width of the terminal	Wire installation specification	Max. Torque
95 Terminal	8mm MAX	22-12AWG	1.2N.m(MAX)

Derating curve



- Note:**
- 1.All parameters NOT specially mentioned are measured at 230VAC input,rated load and 25°C of ambient temperature.
 - 2.Ripple & noise are measured at 20MHZ of bandwidth by using a 12"twisted pair-wire teminated with a 0.1uf & 47uf parallel capacitor."
 - 3.Tolerance:includes set up tolerance,line regulation and load regulation.
 - 4.Line regulation is measured from low line to high line at rated load.
 - 5.Load regulation is measured from 0% to 100% rated load.
 - 6.According to the requirements of GB4943.1,the power supply is only used for safe use in areas below sea level of 2000M and non-tropical climates.